

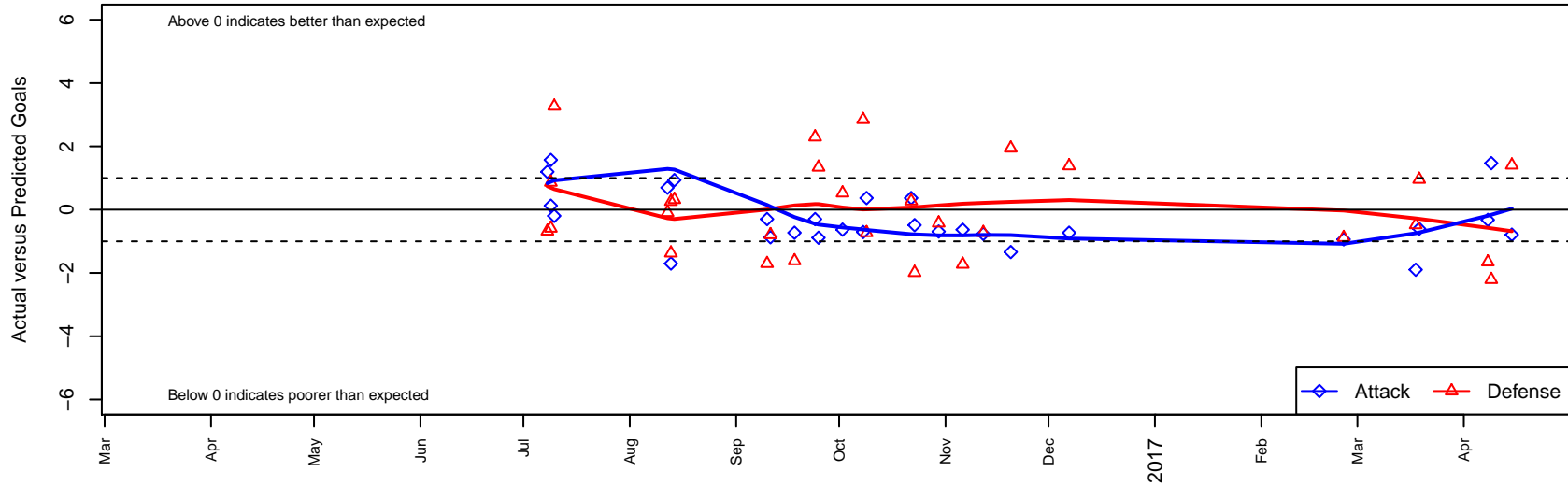
NEU Blue G03

Northeast United
 Portland, OR
 G03 total strength=861
 attack=1.36 defense=1.12
 fall league = PTT G03 Div 1 Red
 spr league = Spr OYS G03 Div 2 Red

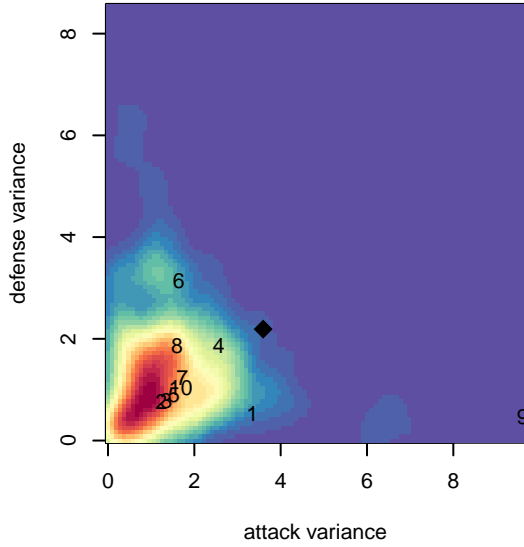
alt names used:
 NEU PDX 03G Blue
 NEU PDX 03G BLUE
 NEU PDX 03G Blue
 NEU PDX G03 BLUE (OR)
 NEU PDX 03G Blue

Venues played:
 2016 PCU Summer Classic U14
 2016 Bend Premier Cup Mana Shim (Silver) Di
 2016 PTT G03 Division 1 Red
 2016 OYS Presidents Cup G03
 2016 Spr OYS G03 Division 2 Red

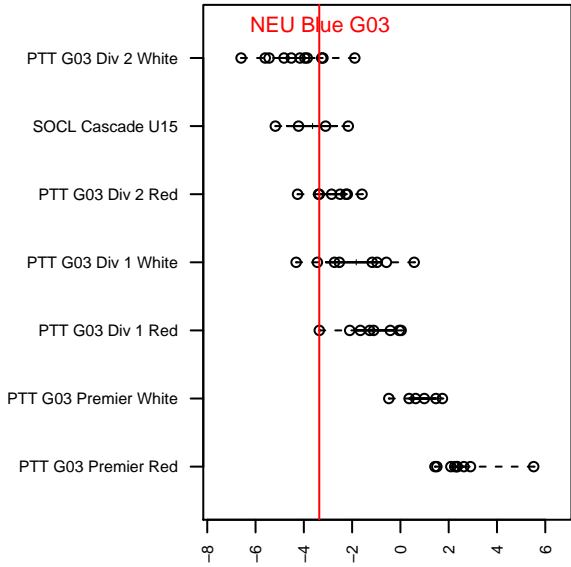
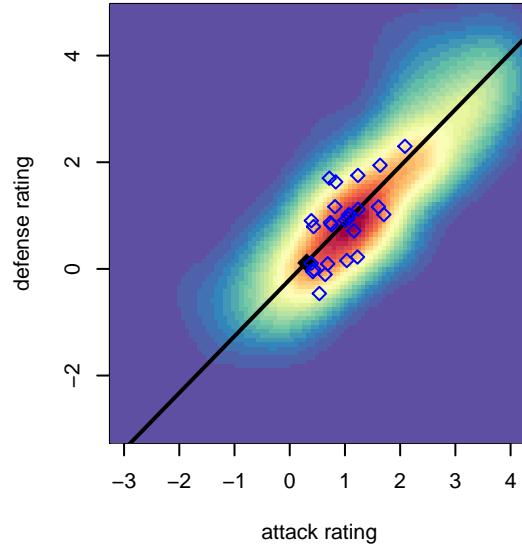
NEU Blue G03
 Dots are actual minus expected GF (blue circles) and GA (red triangles).
 Blue line is smoothed change in attack strength. Red is smoothed change in defense strength.



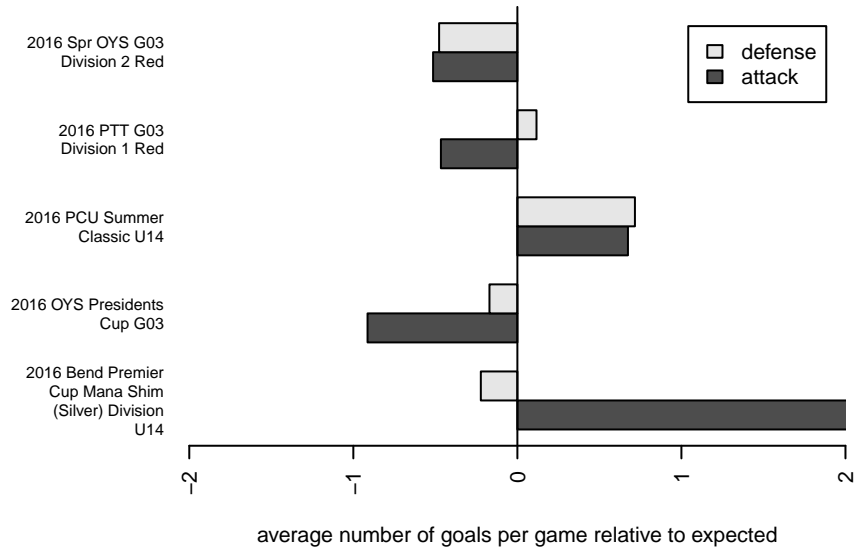
**attack and defense variance (black dot)
relative to other teams
and top 10 in region**



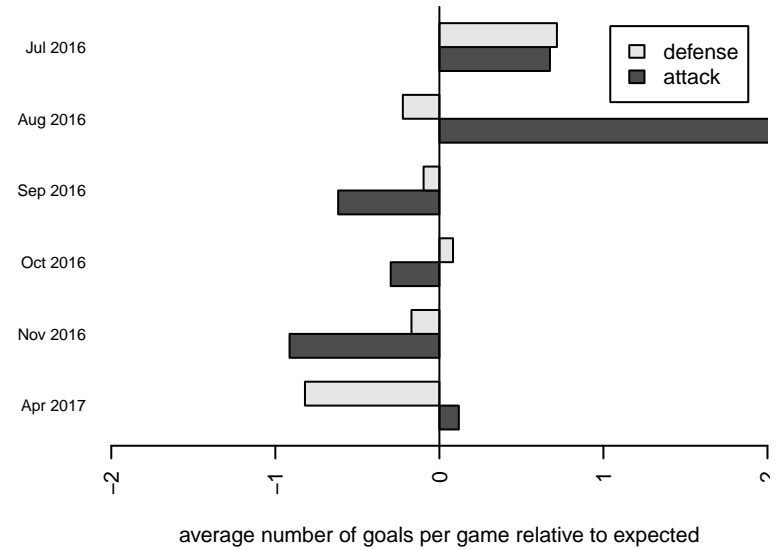
**attack and defense rating
relative to others at age
and all opponents in last 13 months**



Performance relative to 13 month average



Performance relative to 13 month average



date	home		away		venue	pred.home	pred.away
17-04-15	Pacific FC Elite G03	1	NEU Blue G03	0	2016 Spr OYS G03 Division 2 Red	2.41	0.79
17-04-09	TFA Willamette G03	4	NEU Blue G03	3	2016 Spr OYS G03 Division 2 Red	1.79	1.53
17-04-08	NEU Blue G03	1	THUSC Cobalt G03	3	2016 Spr OYS G03 Division 2 Red	1.32	1.35
17-03-19	NEU Blue G03	0	KSC Tsunami G03	2	2016 Spr OYS G03 Division 2 Red	0.60	2.96
17-03-18	NEU Blue G03	0	Molalla YS Mayhem G03	2	2016 Spr OYS G03 Division 2 Red	1.90	1.52
17-02-25	NEU Blue G03	0	FC Salmon Creek Nemesis Blue G03	3	2016 Spr OYS G03 Division 2 Red	0.94	2.12
16-12-07	NEU Blue G03	0	Westside Timbers Samba TS G03	0	2016 PTT G03 Division 1 Red	0.73	1.38
16-11-20	NEU Blue G03	0	Cascade Rush Blue G03	1	2016 OYS Presidents Cup G03	1.34	2.94
16-11-12	NEU Blue G03	0	CUSC Lil Thorns G03	3	2016 OYS Presidents Cup G03	0.77	2.27
16-11-06	ETFC Lyon Red G03	4	NEU Blue G03	0	2016 OYS Presidents Cup G03	2.27	0.63
16-10-30	Aloha United SC Thorns G03	3	NEU Blue G03	0	2016 PTT G03 Division 1 Red	2.58	0.69
16-10-23	FC West Revolution G03	4	NEU Blue G03	0	2016 PTT G03 Division 1 Red	2.01	0.49
16-10-22	NEU Blue G03	1	ETFC Lyon Red G03	2	2016 PTT G03 Division 1 Red	0.63	2.27
16-10-09	ETFC Lyon Red G03	3	NEU Blue G03	1	2016 PTT G03 Division 1 Red	2.27	0.63
16-10-08	NEU Blue G03	0	W AFC Storm G03	1	2016 PTT G03 Division 1 Red	0.71	3.85
16-10-02	NEU Blue G03	0	BSC Portland Black II G03	3	2016 PTT G03 Division 1 Red	0.63	3.52
16-09-25	NEU Blue G03	0	THUSC Sapphire G03	0	2016 PTT G03 Division 1 Red	0.89	1.34
16-09-24	Washington Timbers Red 2 G03	2	NEU Blue G03	0	2016 PTT G03 Division 1 Red	4.29	0.30
16-09-18	Westside Timbers Samba TS G03	3	NEU Blue G03	0	2016 PTT G03 Division 1 Red	1.38	0.73
16-09-11	CYSA Timber Barons Green G03	3	NEU Blue G03	0	2016 PTT G03 Division 1 Red	2.21	0.87
16-09-10	NEU Blue G03	0	Washington Timbers Red 2 G03	6	2016 PTT G03 Division 1 Red	0.30	4.29
16-08-14	NEU Blue G03	3	FCC Cougars G03	1	2016 Bend Premier Cup Mana Shim (Silver)	2.07	1.32
16-08-13	Bend FC Timbers White G03	3	NEU Blue G03	0	2016 Bend Premier Cup Mana Shim (Silver)	1.63	1.70
16-08-13	NEU Blue G03	11	Eastside Timbers Black G03	1	2016 Bend Premier Cup Mana Shim (Silver)	2.21	1.26
16-08-12	NEU Blue G03	1	PCU -Unk G03	3	2016 Bend Premier Cup Mana Shim (Silver)	0.31	2.91
16-07-10	Crossfire OR Blue I G03	3	NEU Blue G03	0	2016 PCU Summer Classic U14	6.27	0.20
16-07-09	NEU Blue G03	2	PCU Red 1 G03	1	2016 PCU Summer Classic U14	0.43	1.86
16-07-09	Crossfire OR CUSC Black G03	2	NEU Blue G03	3	2016 PCU Summer Classic U14	1.41	2.88

date	home		away		venue	pred.home	pred.away
2016-07-08	Crossfire OR LOSC White G03	2	NEU Blue G03	2	2016 PCU Summer Classic U14	1.32	0.8